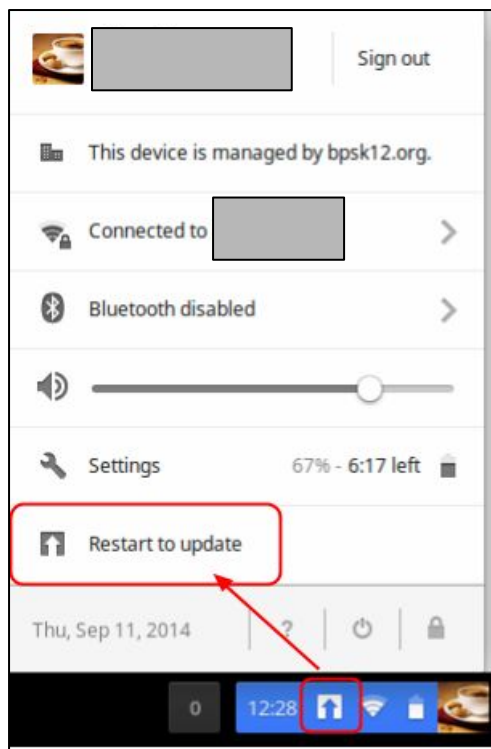


St. Charles High Schools



Check your Chromebook for updates AND have it fully charged for the first day!




When the Chromebook receives the update, an arrow will appear in the lower right portion of the screen in between the time and the WiFi signal.

When this arrow appears on your screen, and at a time that will not be disruptive to your work and learning, students should click on the arrow.

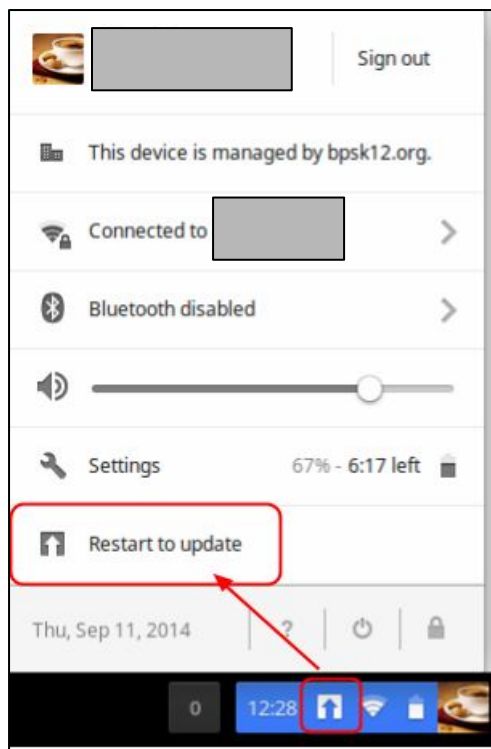
A button will appear above the arrow in the bottom of the settings window that says, "Restart to Update". Click that button.

The computer will restart, and approximately 10-15 seconds later, the user will be prompted to log back in by entering his or her password. The computer has now been updated! Students are expected to update their Chromebooks when the arrow appears.

St. Charles High Schools



Check your Chromebook for updates AND have it fully charged for the first day!



When the Chromebook receives the update, an arrow will appear in the lower right portion of the screen in between the time and the WiFi signal.

When this arrow appears on your screen, and at a time that will not be disruptive to your work and learning, students should click on the arrow.

A button will appear above the arrow in the bottom of the settings window that says, "Restart to Update". Click that button.

The computer will restart, and approximately 10-15 seconds later, the user will be prompted to log back in by entering his or her password. The computer has now been updated! Students are expected to update their Chromebooks when the arrow appears.